


LT-12038TKA Heavy Duty Laser Tube Cutting Machine

	Length	Chuck	Type	E.G.	Cutting Length
OPTION	6m	380/500	T	12038TKA <small>(Length+Chuck+Type)</small>	6m-12m
	9m				
	12m				

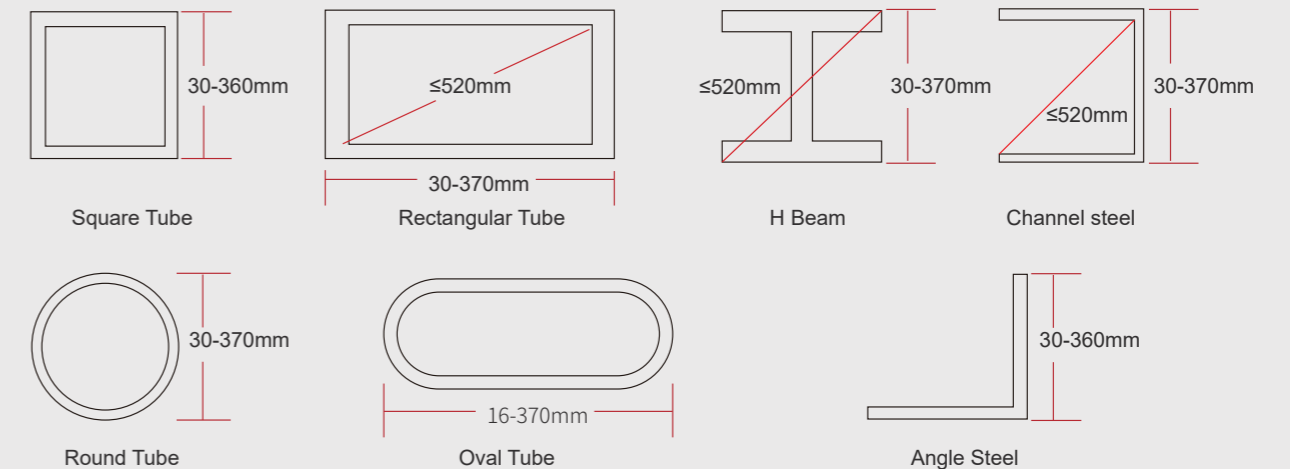


▼LT-12038TKA

- Steady Management, Follow-up Response, Automatic and Efficient
- Three Chuck Linkage Movement, Adapted to a Variety of Tube Types, Real Zero Tailings
- Aircraft Honeycomb Bed, Coaxial Processing, High Precision and Good Performance

⚙️ The Engine of Load-bearing, the First Choice for Heavy and Long Tubes

Model	LT-12038TKA
Cutting Length	12500mm
Tailing	≥0mm
Equipment load-bearing	2.1T
X, Y axis positioning accuracy	±0.05mm/m
X, Y axis repeat positioning accuracy	±0.03mm/m
Floor area	30500x5500X3400mm
Cut tube diameter	Φ□16-380mm
Y-axis travel	1300mm
X-axis travel	1000mm
Z-axis travel	800mm



LT-6025EF Middle Chuck Movable Laser Tube Cutting Machine

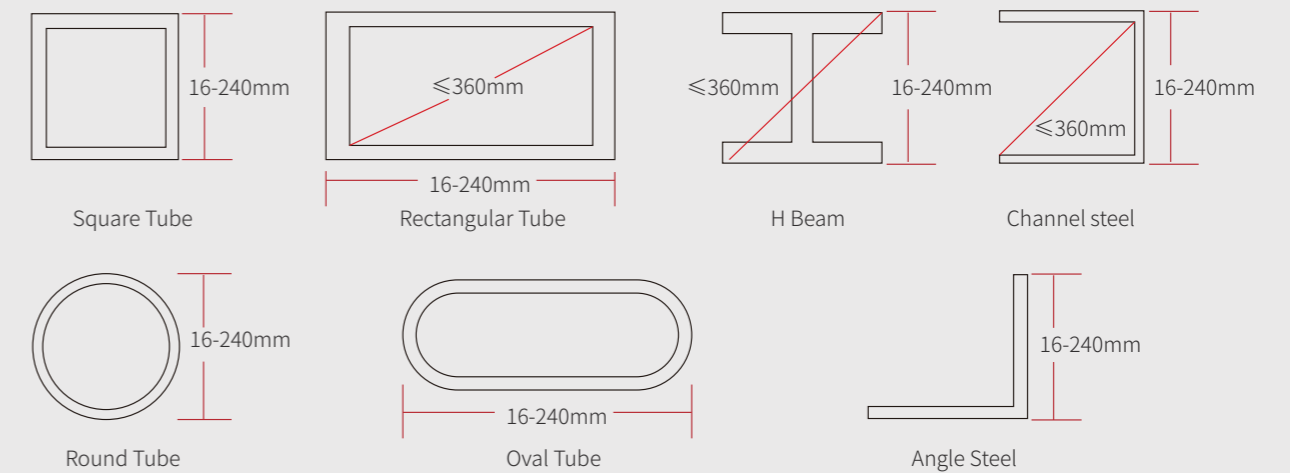
	Length	Chuck	Type	E.G.	Cutting Length
OPTION	6m	120/170/250 350/380/500	EF	6025EF <small>(Length + Chuck + Type)</small>	6m-12m
	9m				
	12m				



- Square-hole Chucks With a Wide Clamping Range and Double Chucks That Can Be Moved for All Kinds of Workpieces.
- High Precision, Fine Cutting Surface, High Efficiency, Environment-friendly
- Easy Operation of the Cutting System With Real-time Display of the Machining Path , Transmission With Precision and Low failure.


Middle Chuck Movable Laser Tube Cutting Machine

Model	LT-6025EF
Cutting Length	6300mm
Laser Power	1KW-6KW
Equipment load-bearing	330KG
X, Y axis positioning accuracy	±0.05mm/m
X, Y axis repeat positioning accuracy	±0.03mm/m
Floor area	10750X2590X2500mm
Cut tube diameter	Φ□16-240mm
Maximum Speed	92r/min
Maximum G speed	1.2G



LT-9025G Zero Tail Laser Tube Cutting Machine

	Length	Chuck	Type	E.G.	Cutting Length
OPTION	6m	170/250/350	G/GA/GH	9025G <small>(Length+Chuck+Type)</small>	6m-12m
	9m				
	12m				



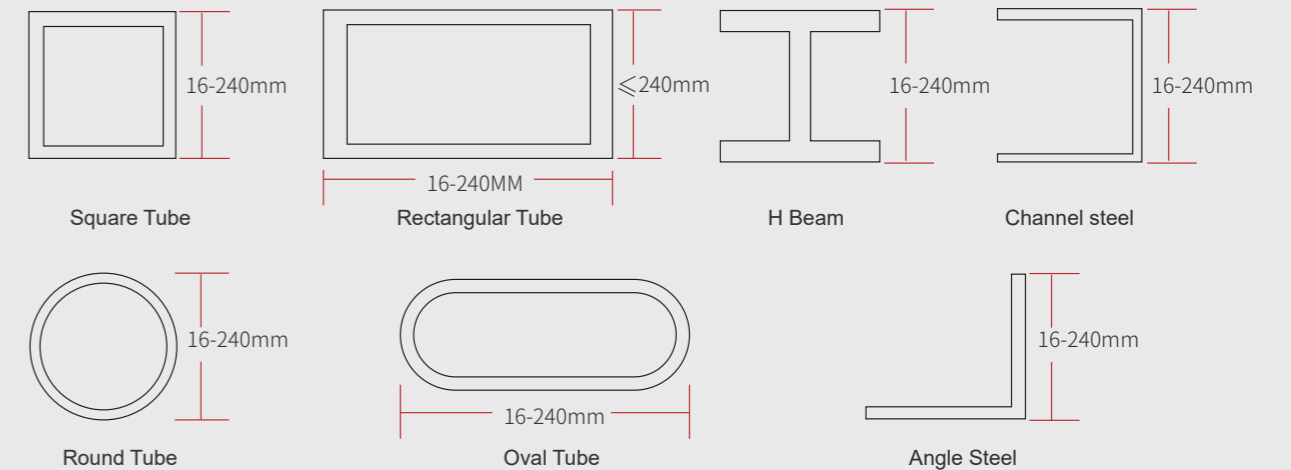
▼ LT-9025GH



- Three-chuck Linkage, Punching at Both Ends, Intersecting Line Cutting
- Maximum Load-bearing of Single Tube, Ultra-long Tube Cutting, and Real Zero Tailings
- Three Chucks Clamping, Automatic Calibration, Follow-up Servo Support with no Shaking

⚙️ Word of Mouth Praise Intelligent Manufacturing

Model	LT-9025GA(9+6)
Cutting Length	9300mm
Tailing	≥0mm
Equipment load-bearing	400KG
X, Y axis positioning accuracy	±0.03mm/m
X, Y axis repeat positioning accuracy	±0.02mm/m
Floor area	19390X5700X2371mm
Cut tube diameter	Φ□16-240mm
Y-axis travel	10400mm
X-axis travel	760mm
Z-axis travel	300mm



LT-6025ES High Efficiency Laser Tube Cutting Machine

	Length	Chuck	Type	E.G.	Cutting Length
OPTION	6m	120/170	E/EA	6025ES (Length + Chuck + Type)	6m-12m
	9m		EH/ES		
	12m				



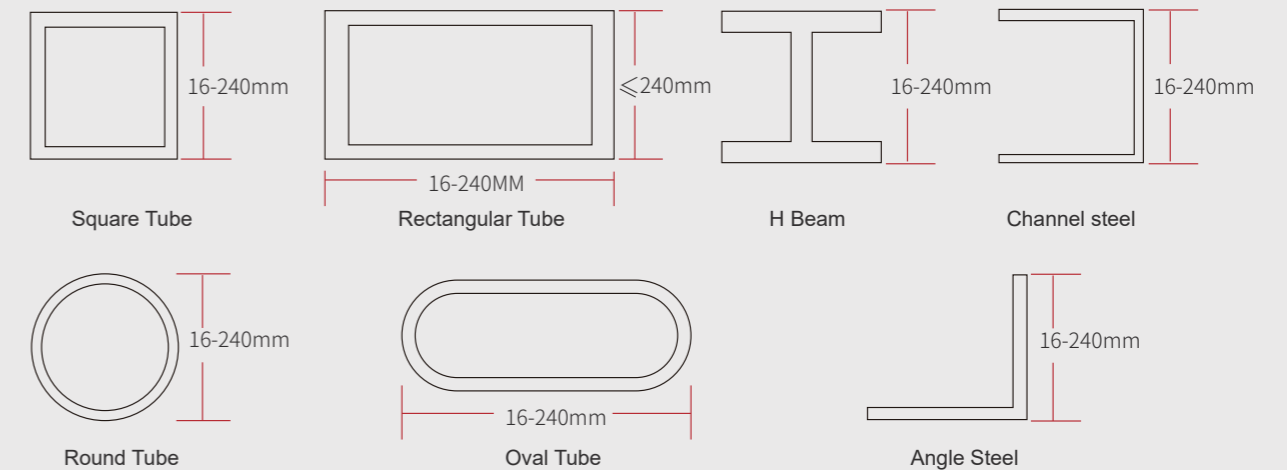
▼LT-6025EA



- Follow-up Servo Support, Precise Positioning
- Large Diameter, Super Gripping Force, Highly Inclusive

Efficient, Fast, Intelligent and Stable


Model	LT-6025ES
Cutting Length	12500mm
Laser Power	1KW-12KW
Equipment load-bearing	330KG
X, Y axis positioning accuracy	±0.03mm/m
X, Y axis repeat positioning accuracy	±0.02mm/m
Floor area	11728X2563X2600mm
Cut tube diameter	Φ□16-240mm
Y-axis travel	7400mm
X-axis travel	760mm
Z-axis travel	300mm



▶ LASER TUBE CUTTING MACHINE

LT-6012D Standard Laser Tube Cutting Machine

	Length	Chuck	Type	E.G.	Cutting Length
OPTION	6m	120/170	D/DB	6012D <small>(Length + Chuck + Type)</small>	6m



- Cost-effective: suitable for all kinds of metal pipes
- 120 chucks: 4r/min, maximum speed up to 200r/min
- Integrated Tube Welding Bed, High Rigidity and High Strength

⚙️ Sales Champion King of Cost Performance

Model	LT-6012D
Cutting Length	6200mm
Laser Power	1KW-6KW
Equipment load-bearing	180KG
X, Y axis positioning accuracy	±0.03mm/m
X, Y axis repeat positioning accuracy	±0.02mm/m
Floor area	10868X3334X2400mm
Cut tube diameter	Φ□10-115mm
Maximum Speed	1.5G

